

Subject: RE: Canary Data analysis

From: "Trexler, Heather" <Heather.Trexler@tetrattech.com>

Date: 2/13/2023, 1:58 PM

To: Barbara Arnold <bja4@psu.edu>, "Pisupati, Sarma V" <sxp17@psu.edu>, "Haupt, Bernd" <bjhaupt@psu.edu>

CC: "Mathews, Jonathan P" <jpm10@psu.edu>, "Kelly, Maurie" <mck4@psu.edu>, "Burgos, William D" <wdb3@psu.edu>

In addition to [fe0026444](#) and [Tt compiled Results DE-FE-0026448](#) excel, see attached the reports that accompanied the data. Also attached is one more dataset with latitude/longitude, FE0029956. I have the report for the FE0029956, but it is 51MB, is there somewhere I can upload this, or someone can download it from the site below.

These are from National Energy Technology Laboratory, US Department of Energy, Rare Earth Element Database, website <https://edx.netl.doe.gov/ree/>

NETL has other REE analytical data within our project area, but sample data does not include latitude/ longitude

Ohio mines online viewer, Maurie, when you click on this website a disclaimer pops up, click on the disclaimer to download:

<https://gis.ohiodnr.gov/MapView/?config=OhioMines>

Thanks,
Heather
412-921-8051

From: Trexler, Heather

Sent: Wednesday, December 21, 2022 2:51 PM

To: Barbara Arnold <bja4@psu.edu>; Pisupati, Sarma V <sxp17@psu.edu>

Cc: Mathews, Jonathan P <jpm10@psu.edu>; Kelly, Maurie <mck4@psu.edu>; Burgos, William D <wdb3@psu.edu>

Subject: RE: Canary Data analysis

Hello, as discussed on our call last week to note what we reviewed, but were unable to use, I reviewed the data we downloaded and only 3 datasets contained sample location coordinates. I have attached those datasets. I have also updated the 'REE Database Source' to list all sets that we reviewed and noted which did or did not have location coordinates.

Just to round out 'what we reviewed', I have also attached a word doc listing publications from geologic surveys, but no easily accessible data from these sources.

Happy holidays!

Thanks,
Heather
412-921-8051

From: Trexler, Heather

Sent: Tuesday, December 6, 2022 12:11 PM

To: Barbara Arnold <bj4@psu.edu>; Pisupati, Sarma V <sxp17@psu.edu>
Cc: Mathews, Jonathan P <jpm10@psu.edu>; Kelly, Maurie <mck4@psu.edu>; Burgos, William D <wdb3@psu.edu>
Subject: RE: Canary Data analysis

I am available Monday and Tuesday

Thanks,
Heather
412-921-8051

From: Barbara Arnold <bj4@psu.edu>
Sent: Monday, December 5, 2022 3:53 PM
To: Pisupati, Sarma V <sxp17@psu.edu>
Cc: Mathews, Jonathan P <jpm10@psu.edu>; Kelly, Maurie <mck4@psu.edu>; Burgos, William D <wdb3@psu.edu>;
Trexler, Heather <Heather.Trexler@tetrattech.com>
Subject: Re: Canary Data analysis

⚠ CAUTION: This email originated from an external sender. Verify the source before opening links or attachments. **⚠**

I'm free on Monday till late day (say 4:30), Tuesday except 12:30-2, and Weds till 3.

Hoping to visit a site on Thursday. What works for everyone else?

Best

Barb

Barbara J. Arnold, Ph.D., P.E.

Professor of Practice in Mining Engineering

John and Willie Leone Family Department of Energy and Mineral Engineering

The Pennsylvania State University

412 576 6824

bj4@psu.edu

On Mon, Dec 5, 2022 at 1:02 PM Pisupati, Sarma V <sxp17@psu.edu> wrote:

Dear Colleagues,

It is time for us to start looking at some of the CORE CM data that we have access to and make some sense so we can make some recommendations on the region.

Please look at the proceedings and what other CORE CM folks have been doing.

<https://netl.doe.gov/22RS-proceedings>

Let's get together as a small group to talk about this next week.




Sarma

Sarma V. Pisupati

Professor of [Energy and Mineral Engineering](#) and [Chemical Engineering](#)
Director, [Center for Critical Minerals](#)
[College of Earth and Mineral Sciences](#)

126B [Hosler Building](#)
University Park PA 16802



 814.865.0874
 814.880.1241
 sxp17@psu.edu



Attachments:

fe0026444-final-report-092618.pdf	6.5 MB
fe0026648-final-report-092718.pdf	9.8 MB
FE0029956-MMA_Researcher_Database.xlsx	866 KB